

# 4 COLUMN POP DISPLAY

## PARTS LIST



LEFT  
SIDE  
LADDER,  
(1)



CENTER  
LADDER,  
(3)



RIGHT  
SIDE  
LADDER,  
(1)



4 COLUMN SPACER  
BAR, (7)

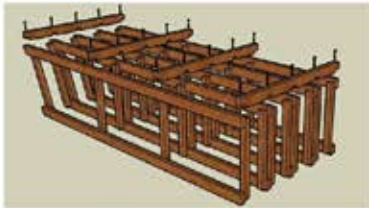


4 COLUMN DOUBLE  
SPACER BAR, (1)

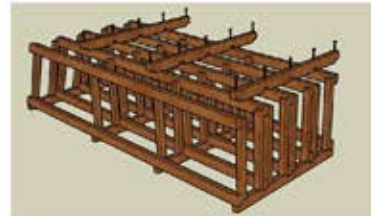


SCREWS, (40)

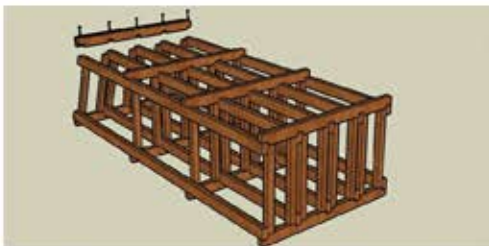
## ASSEMBLY INSTRUCTIONS



**STEP 1.**  
ATTACH (4) SPACER BARS TO BACKSIDE OF LEFT & RIGHT LADDERS & CENTER LADDERS. TOP & BOTTOM SPACER BAR TO BE FLUSH WITH TOP & BOTTOM OF RAIL. THE CENTER SPACER BARS TO ALIGN WITH CENTER BOTTLE SUPPORTS



**STEP 2.**  
FLIP RACK OVER. ATTACH (3) SPACER BARS TO FRONT OF LEFT & RIGHT LADDERS & CENTER LADDERS. BOTTOM SPACER BAR TO BE FLUSH WITH BOTTOM OF RAIL. THE CENTER SPACER BARS TO ALIGN WITH CENTER BOTTLE SUPPORTS.



**STEP 3.**  
ATTACH (1) DOUBLE SPACER BAR TO TOP OF RACK

**STEP 4.**  
STAND RACK UPRIGHT

