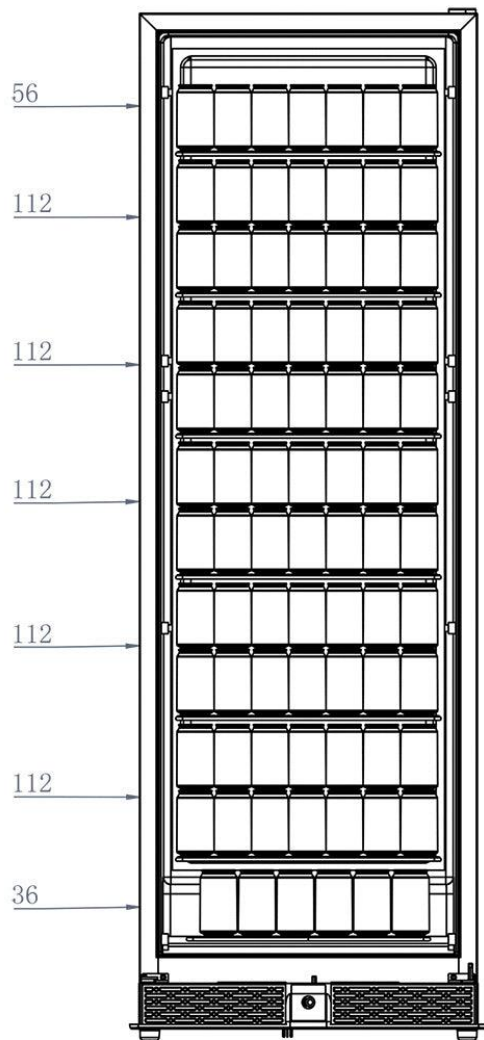


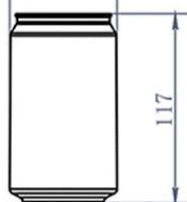
Storage Capacity | KBU170BX

STORAGE OF BEER CAN

KBU170BX




Ø 66

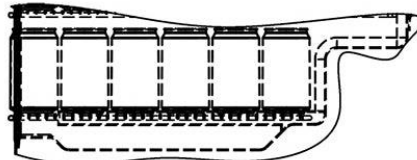
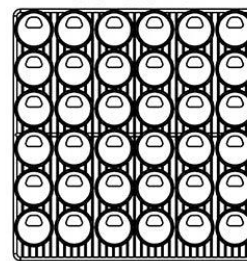


11.2 oz
330 ml

112 Cans



36 Cans

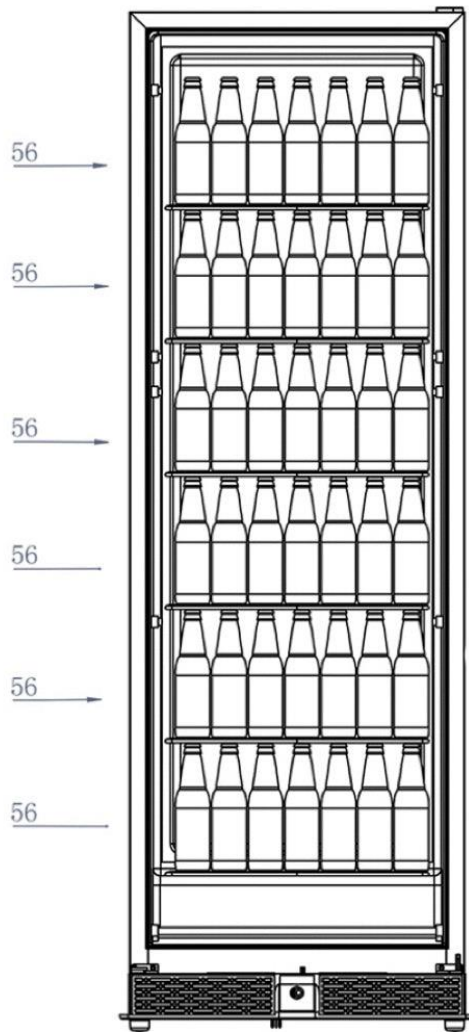


Total 625 Cans


STORAGE OF BEER BOTTLE

KBU170BX

12 oz 350ml beer bottle

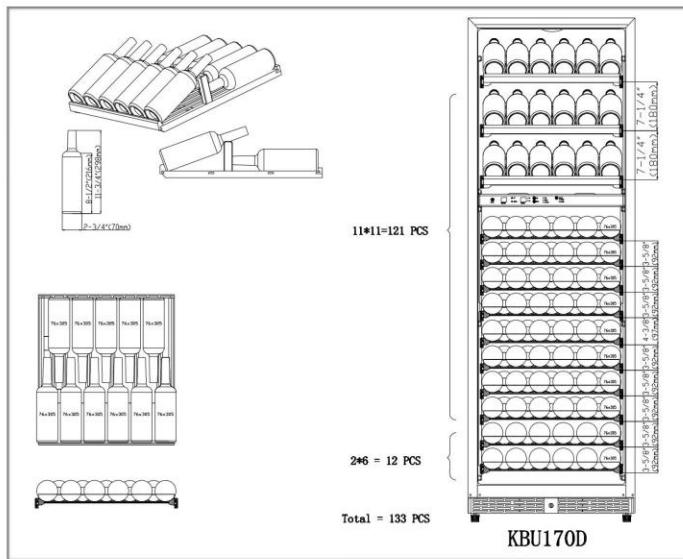
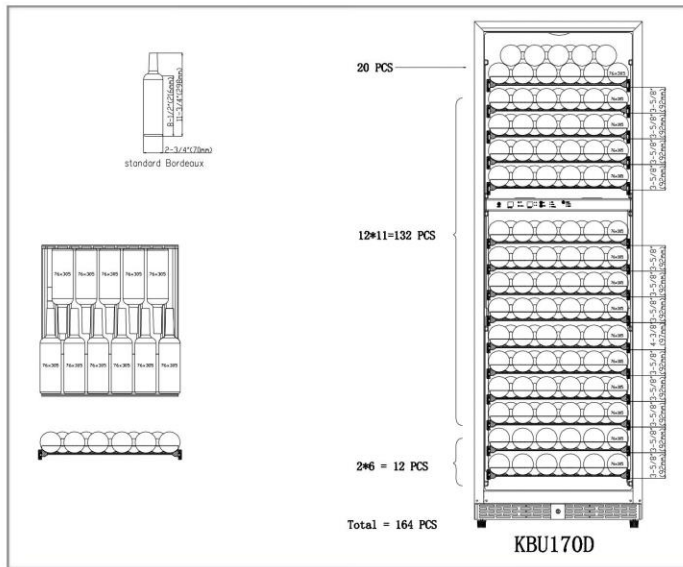


56 Bottles



Total 336 Bottles

BOTTLE STORAGE | KBU170DX



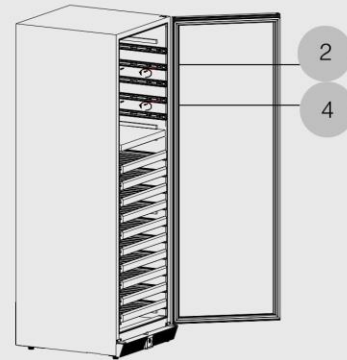
display shelves options

(for KBU170DX Models)

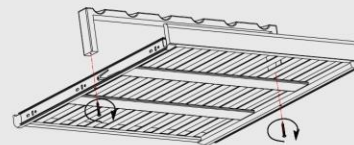
As an additional option, you might like the idea of having some display shelves to show your bottle label. You could refer to the instruction on how to remove the 2nd, 4th shelves in the upper zone (use the screws to fill the holes on the wall after the shelves are removed), and then change the 1st, 3rd, 5th shelves to display shelves.

Note:

This changes will reduce the total storage capacity.




remove the 2nd, 4th shelves



change the 1st, 3rd, 5th standard shelves to display shelves


OPTIMIZED SHELF STORAGE | KBU170DX



*These bottles are for display only. This product is not available for purchase.

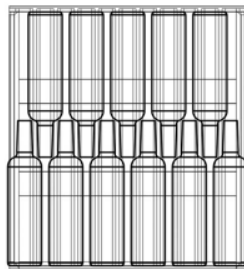


KingsBottle shelves are made of sturdy beech wood and are configured to maximize storage of different size bottles. Designed with the standard Bordeaux, typical Riesling, typical Pinot Noir, Champagne and Sparkling wines in mind. Whether you store one favorite label or a variety, we have created a shelf that gives you both flexibility and capacity.



STANDARD SHELVES

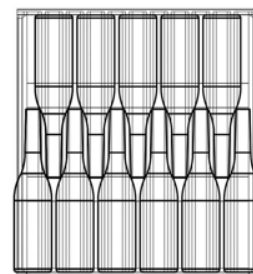
Standard Shelves will store perfectly with most bottle diameter of 3.25" (82.5mm) and bottle height of 13.00" (330mm)



Standard Bordeaux
(70mm x 286mm)



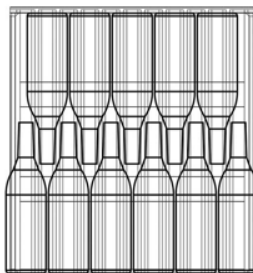
Standard Bordeaux



Typical Riesling
(70mm x 330mm)



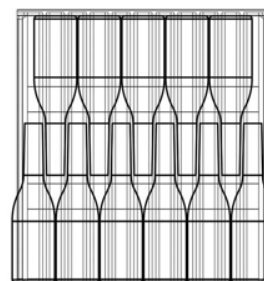
Typical Riesling



Typical Pinot Noir
(80mm x 302mm)



Typical Pinot Noir



Champagne/Sparkling
(82.5mm x 311mm)



Champagne/Sparkling

DETAILED FEATURES | KBU170DX



15 Wood Wine Shelves
Designed for Maximum
Bottle Compatibility.

Fit for Standard Bordeaux,
Pinot Noir, Riesling and
Champagne/Sparkling.



Quality Digital Display
Temperature Controller.



Energy Efficient Blue LED
Lighting System.



Steel Ball-Bearing Slides
to Maximize Load Bearing
and Ensure Smooth and
Secure Movement.



State Of The Art Fan Fan
Circulated Air-Cooling
System

Front Venting System for
Built In, or Under Counter.



Door Lock with Two Keys
to Protect Your Stock.

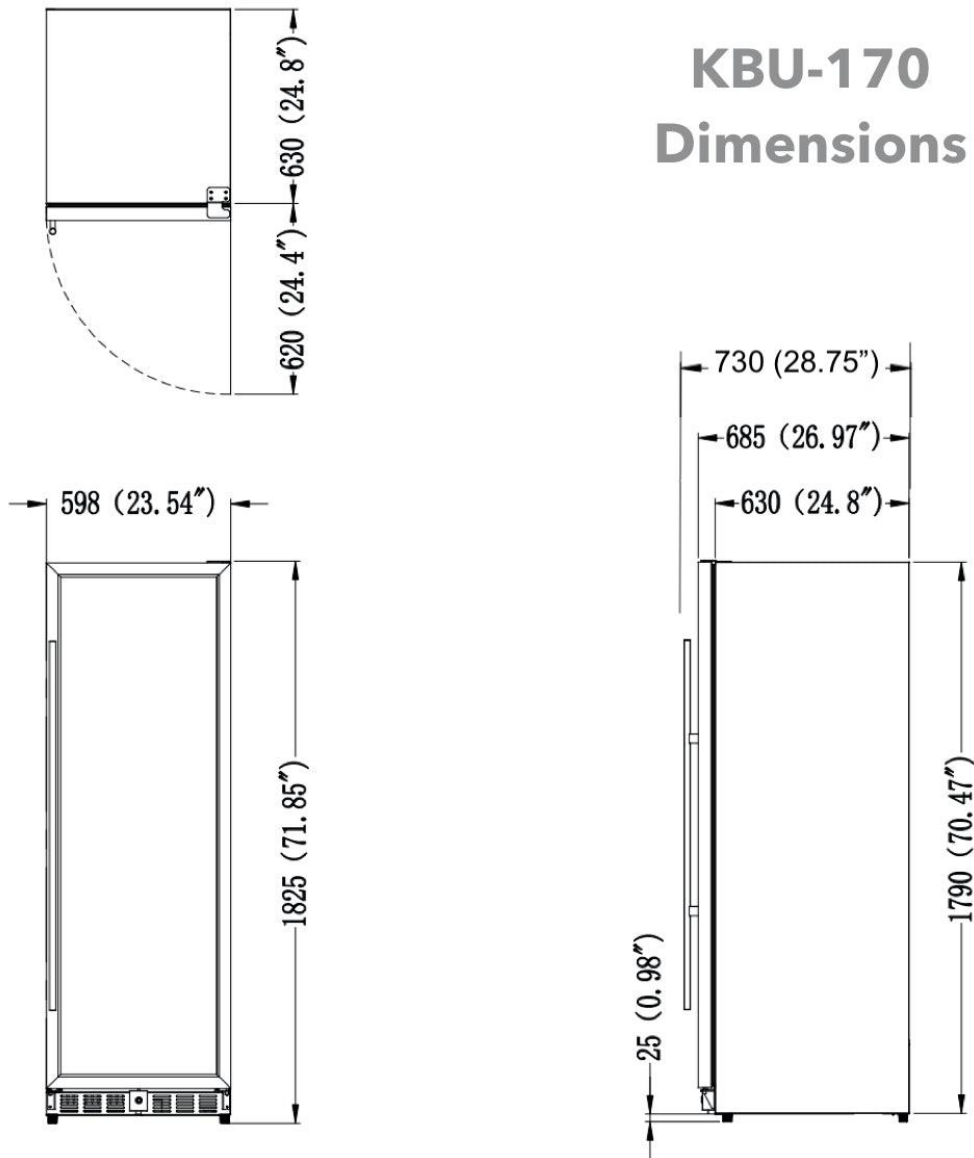


Gas Charged Tempered
Safety Glass Door, Stainless
Steel Frame and Stainless
Steel handle



DIMENSIONS OF EACH UNIT (SET OF 2 UNITS)

KBU-170 Dimensions



CUTOUT OF EACH UNIT (SET OF 2 UNITS)

CUTOUT | KBU170

